

Network analyzers to monitor the main electrical measurements (TRMS) in single-phase or three-phase systems with or without neutral with balanced and unbalanced load.

- Instrument to measure:
  - Voltage (TRMS) (concatenated and phased)
  - Current (TRMS)
  - Active, reactive and apparent power
  - Active and reactive energy
  - Frequency
  - Power factor ( $\cos \varphi$ )
  - Phase angle



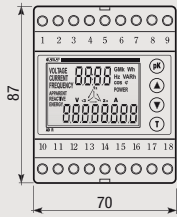
## ADR THREE-PHASE WITH RELAY OUTPUT

- Possibility to view the system measurements and the maximum value recorded by the system measurement
- Storage of the peak values and related timing linked to the current timer
- Calculation of the average power on a time setting from 1 to 60 min.
- Storage of the peak values of the average power
- 2 programmable relay outputs (2 A / 250 V) associable to the measurements
- Power supply: 230 V AC 50/60 Hz
- Backlit LCD display with 3 numeric fields
- Possibility of earthing the secondary circuits of the CT
- CT and VT ratios selectable directly during programming
- Active energy meter zeroing
- Reactive energy meter zeroing
- ON/OFF or timed backlight management
- 2 programmable relay outputs (maximum or minimum operation with delay setting or pulse output operation for active and reactive energy)
- Storage of the time of the last relay intervention

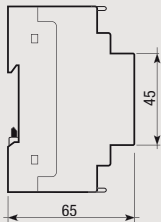
Code	Model	Description
<b>VN795100</b>	ADR-D Out	Network analyzer with relay output

## DIMENSIONS (mm)

### Front view

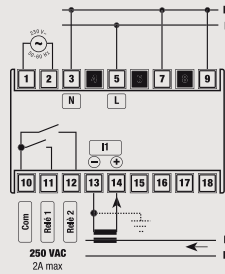


### Side view

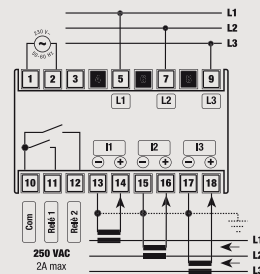


## CONNECTION DIAGRAM

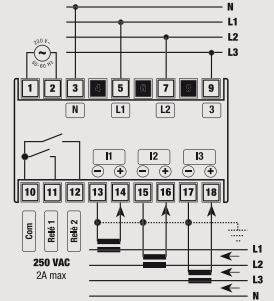
### Diagram



AC  
Single-phase



AC  
Three-phase



AC  
Three-phase + N

# MEASUREMENT AND CONTROL

## TECHNICAL INFORMATION

### GENERAL CHARACTERISTICS

Power supply	V AC	230 (-15% ÷ +10%)
Frequency	Hz	50 / 60
Power consumption	VA	7
Display		LCD
Alarm relay capacity		2 A / 250 V AC
Front protection degree	IP	54
Voltage precision		0.5% f.s. + 1 digit
Current precision		0.5% f.s. + 1 digit
Power precision		1% f.s. + 1 digit
Frequency precision	Hz	± 1
Active energy		Class 2
Reactive energy		Class 3

Operating temperature	°C	0 ÷ +50
Storage temperature	°C	-20 ÷ +60
Terminal		6 mm <sup>2</sup>
Case material		Class V0 complying with UL94 standard
Relative humidity		10 ÷ 90% noncondensing
Voltmetric input maximum voltage (direct connection)		550 V RMS (47 ÷ 63 Hz)
Transformation ratios		CT 1 ÷ 9999 A VT 1 ÷ 9999 V 10 ÷ 65 kV

### REFERENCE STANDARDS

Compliance with Community Directives: 73/23/CEE mod. from 93/68/CEE (Low Voltage) 89/336/CEE mod. from 92/31/CEE and 93/68/CEE (E.M.C.) is declared with reference to the following standards: • Safety: EN 61010-1 • E.M. Compatibility: EN 61000-6-2 / EN 61000-6-4